

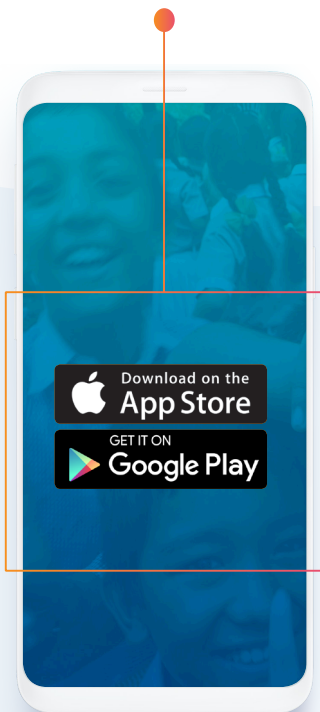


# Get Started with Handbid

1

## Download the app

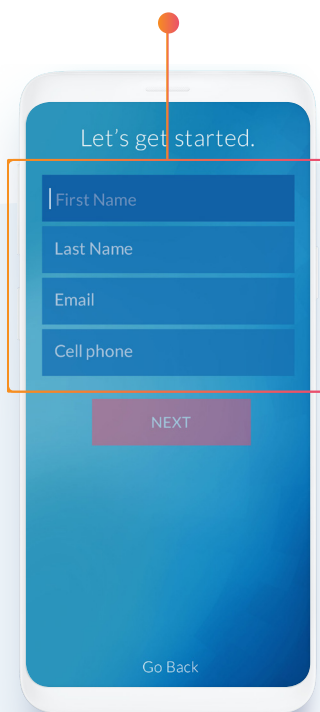
Download the Handbid app from the App Store or Google Play Store.



2

## Create an account


Follow the prompts to create a Handbid account.



3

## Find your auction

Find your auction from the list. When prompted, accept push notifications.

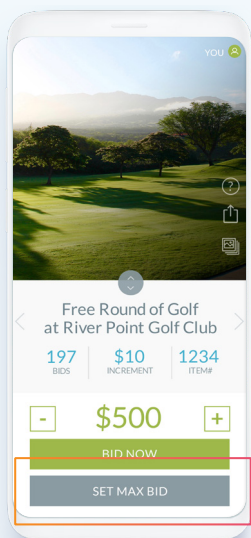


No phone? No problem! Bid from a Handbid iPad at the event.

handbid.com

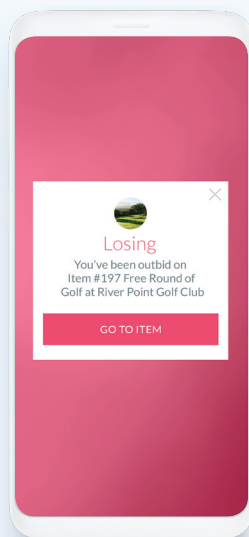


# Bidding Tips



## Max Bids

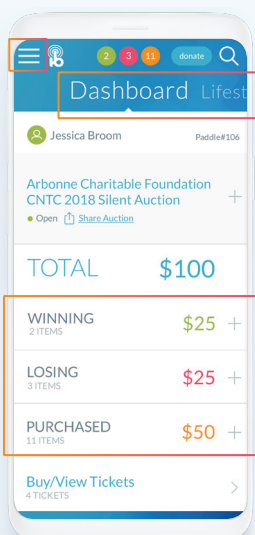
Handbid will automatically bid for you up to the amount you choose. Select Max Bid and enter what you are willing to spend.



## Notifications

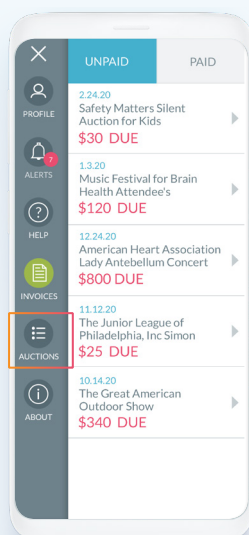
Accept push notifications to receive alerts when you are outbid.

Not using the app?  
Register your phone and Handbid can send you text messages.



## Dashboard

Monitor your winning and losing bids from the dashboard. Swipe left/right for categories and items. Select the menu for profile, alerts, and invoices.



## Check out

Review and pay your invoice from the app with the auction closes.

Not using the app? See an auction manager to pay.

No phone? No problem! Bid from a Handbid iPad at the event.